

ATLAS

SINCE 1919

**STRONG. RELIABLE.
MULTIFUNCTIONAL.**

12 MODELS - 16-95 TONS



MATERIAL HANDLING MACHINES

WWW.ATLASGMBH.COM

ATLAS – CONSTRUCTION MACHINERY MANUFACTURER WITH TRADITION

From person to person

When Hinrich Weyhausen started selling construction and agricultural machinery in 1919 he discovered that the machines that his customers actually needed were not available. So he listened to them carefully and went about building the machines himself – exactly according to the requirements of the people who used his machines every day. He carried out pioneering work with a passion under the brand name of Atlas. His focus was always on the benefit of the machines. And nothing has changed for us in terms of this ideal today.




**Atlas will make you strong
with excellent products and
a comprehensive service.**



With highly motivated employees, a great deal of commitment and expertise ATLAS Maschinen GmbH develops successful crane & excavator technologies. Numerous customers, engineers and experts all around the globe have made their contribution. The result is robust equipment to enable you to work more effectively and safer than ever before.

As our know-how grew, so too did our dealer and service network worldwide.

We can hence guarantee – in those days and today too – that we will always be on the spot when you need us.



Atlas manufactures a wide range of equipment for the construction, railroad, material handling and infrastructure industries. You will find more information on Atlas under www.atlasgmbh.com.

CONSTRUCTION



TRANSPORT



INFRASTRUCTURE



RECYCLING



CUSTOMER SATISFACTION IS OUR PRIORITY!

WE ARE COMMITTED

to providing our customers with highest quality products and services.

QUALITY STANDARDS AND CUSTOMER SATISFACTION

are measured in terms of service performance, reliability, relevance and timeliness.

OUR COMPANY'S MISSION, GOALS AND OBJECTIVES

are directed towards ongoing process improvement as a basis for strengthening our competitive position and for improving product quality and service standards.

QUALITY STANDARDS AND CUSTOMER SATISFACTION

will be measured in terms of product performance and reliability.

PRODUCT RANGE

- 160MH
- 180MH
- 200MH
- 250MH
- 270MH
- 300MH
- 350MH
- 400MH
- 520MH
- 800MH
- 250MHE
- 350MHE



**EXTENSIVE DEALER NETWORK
EXCELLENT SERVICE
CUSTOMER FOCUSED**



EXCELLENT CONTROL & VISIBILITY

**Functional
and
spacious
cab**



**The design is
adapted to your needs**



**Quiet and efficient
exhaust system**



- Dynamic performance
- Low fuel consumption
- Lower exhaust emissions



**Decreased noise
level**



**Perfect weight
distribution**



**Practical
accessibility**

**Cylinder
protection**



Elevatable - LIFT or VARIO cabine or fixed level cabine for best visibility

Optimized electrics



Optimized arms hydraulics



Optimized kinematic for the boom



Easy accessible AdBlue tank



Hydraulic axle lock



Extended wheelbase



GREEN POWER IS HERE

Control cabinet for E-Drive



Electric engine

total power:

- 170 kW (350MHE)
- 125 kW (250MHE)
- No CO₂ emissions
- Low noise
- Low generation of heat

Engine hood designed for better visibility



Cable reel



Lockable master switch



... and will save you money


Perfect control



The proven attachment tools
can be used



Compressor unit
for electric heating
and climate control
system

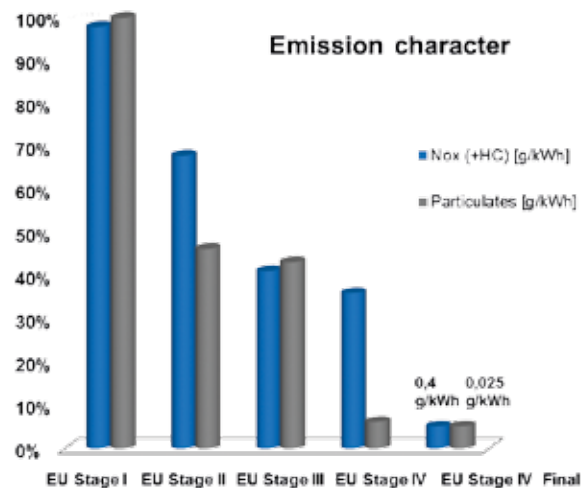


TIER 4 FINAL ENGINE



GOOD FOR YOUR WORK AND COMFORT

- Fuel saving.
- Lower emissions - better performance.
- Compact design.
- Long service life.
- Particularly quiet engine.
- Low maintenance costs.
- Fast and inexpensive service.



GOOD FOR THE ENVIRONMENT

- DEUTZ TCD 4.1/6.1 and CUMMINS QSB 6.7 meet the EU Stage IV/US EPA Tier 4 Final emissions standards.
- DPF filter for partical reduction.
- SCR filter for reducing NOx.





ELECTRIC DRIVE

THE TREND OF THE FUTURE IN RECYCLING AND SCRAP HANDLING

- Low energy input.
- No CO₂ emissions.
- No refueling stops.
- Low-noise operation.
- Low generation of heat.
- Cost saving due to reduced maintenance.



PRACTICAL

SPECIAL EXECUTION EQUIPMENT



HANDRAIL FOR SUPERSTRUCTURE



TRANSMISSION PROTECTION



**STEEL PLATES FOR
THE UPPERCARRIAGE
COVER BELOW**



**GASOLINE POWERED EMERGENCY
UNIT FOR MOVING THE MACHINE
(250 MHE)**

DIVERSE ATTACHMENTS

IMPRESSIVE POWER DEVELOPMENT AS A RESULT OF THE BEST EQUIPMENT



WIDE SELECTION OF BOOMS AND ARMS

High lifting capacity, optimum handling curves and fast working movements through a wide selection of boom combinations.


LONG-LIFE CYLINDERS



DO GREAT THINGS WITH THE RIGHT ATTACHMENT



NEW ATLAS ATTACHMENTS IN THE PROGRAM



OIL QUICK

We offer fully automatic quick change system attachment kit.



GREAT VISIBILITY



ALL-AROUND VISIBILITY

- Glare-free interior.
- Narrow steering column.
- Front upper and lower removable windshields.
- Heat-insulating glass.
- Driver's air-suspended seat with heater.
- USB and 12V socket.
- Multi-functional joysticks.

PROTECTED AND SAFE – ALL TOGETHER HIGH ABOVE THE WORKING SITE

- Cabine protection features, now available as separate front and top protective grid.
- LIFT and VARIO CABINE- systems to ensure perfect visibility and safety.
- Built for top performance with no compromise on quality.



COMFORT

All steering components are positioned clearly and concisely and directly within the driver's reach for the best possible operating comfort.

- Skylight from roof window.
- LED cabin lights.
- Thinner steering column for better visibility.
- Additional windscreen wiper.
- Larger cab entrance.
- Flat cab floor and easy floor mat removal.



TELEMATIC FOR SAFETY AND SERVICE



- **Accessible anywhere**
- Engine and excavator parameters.
- Live GPS tracking.
- Fuel consumption and service intervals.
- and more ...



▪ Anti-Theft Protection

▪ Productivity and Performance



▪ Accurate Calculation



▪ Complete Overview

INTELLIGENT HYDRAULICS FOR MORE PRODUCTIVITY

BURST PIPE PROTECTION

- Optimized pipes and hoses layout.
- Smaller installation size.
- Reduced noise levels.
- Sensitive lower function.

COST EFFECTIVENESS

- More productivity.
- Power at the right time.
- Fast working cycles.
- Operator friendly.

SAFETY

- Protection from overloads.
- Prefill valves for all work functions.
- Lift cylinder protection.
- Emergency steering and lowering of the boom.



DO THE RIGHT JOB

RECYCLING & SCRAP

DUST, DIRT, CONFINED SPACE

Sounds like a special job. For recycling specialists who want to carry out daily sorting and handling work in record time. Those who aim at peak performance in this field need powerful backup.

Particularly good for recycling:

- Undercarriage can be configured for your exact requirements: with 4 outriggers for excellent stability and high lifting capacity; with 2 outriggers and dozer blade for yard cleaning and high log stacking.
- Large selection of boom options, some specifically for indoor work: industrial boom, industrial boom for sorting grab, adjustable boom.
- Main boom and jib cutoff optional.
- Elevatable cab or fixed high-level cab.
- Cab with pressurized ventilation for work in contaminated areas (as option).
- Reversible fan, cyclone filter and smoke particle filter optional.





IF YOU NEED TO MOVE MOUNTAINS

Have you got mountains of work? Very good.

The job is quickly done with the best material handling technology available.

Particularly good for scrap metal:

- Stable undercarriage with fixed pads.
 - Sorting, cutting scrap, demolition or transfer: you can use the right attachment for every task.
 - With reaches ranging from 8.4 to 24.1 metres you can unload an ocean-going ship just as easily as a small trailer.
 - Cab protection system (as option).
-





FULL STEAM AHEAD

Get your cargo handling moving.
In times of rapid growth in the transport sector you need handling equipment with which you can work fast.

Particularly good for port use:

- Low costs per tonne thanks to fast and responsive operation and low-maintenance processing.
- High handling capacity thanks to enormous lifting power.
- Arm construction specially designed to clear ships' sides.
- Cab system with Vario cab.
- Can be supplied with pylon upon request.

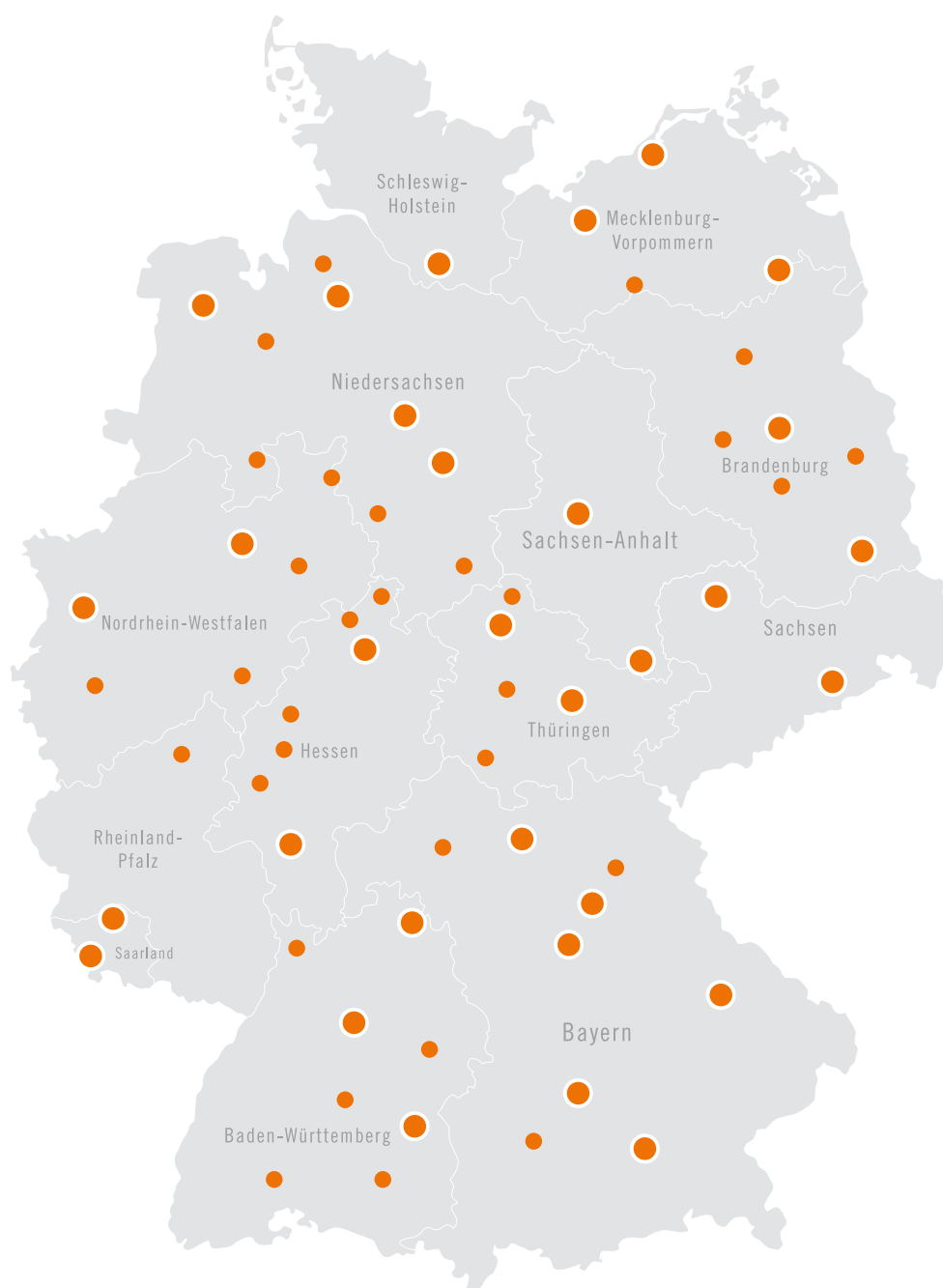


PRODUCT RANGE

	MODEL	Operating weight (kg)	Engine power kW (HP)	Max. Range(m)
				
	160MH	17.500	80 (109)	8.4
	180MH	19.200	95 (130)	10.1
	200MH	20.000	105 (143)	10.1
	250MH	25.000	116 (155)	12.65
	270MH	27.000	129 (176)	14.8
	300MH	31.500	129 (176)	14.4
	350MH	36.000	180 (241)	18.2
	400MH	41.000	180 (241)	18.1
	520MH	57.000	182 (248)	21.9
	800MH	95.000	256 (348)	24.1
	250MHE	25.000	125 kW	12.65
	350MHE	36.000	170 kW	18.20

DEALER AND SERVICE NETWORK

GERMANY



WORLD



ALGERIA
 ARGENTINA
 AUSTRALIA
 AUSTRIA
 AZERBAIJAN
 BAHRAIN
 BELGIUM
 BOLIVIA
 BOSNIA AND
 HERZEGOVINA
 BULGARIA
 CANADA
 CHILE
 CROATIA
 CYPRUS
 CZECH REPUBLIC
 DENMARK
 ESTONIA
 FINLAND
 FRANCE
 FYR MACEDONIA
 GERMANY
 GREECE
 HUNGARY
 INDIA
 INDONESIA
 IRAQ
 IRELAND
 ISRAEL
 ITALY
 JORDAN
 KOSOVO
 LATVIA

LITHUANIA
 LUXEMBURG
 MALTA
 MAURITIUS
 MEXICO
 MONTENEGRO
 MOROCCO
 NETHERLANDS
 NEW ZEALAND
 NORWAY
 OMAN
 PHILIPPINES
 POLAND
 PORTUGAL
 ROMANIA
 RUSSIA
 SAUDI ARABIA
 SLOVAKIA
 SLOVENIA
 SOUTH AFRICA
 SPAIN
 SWEDEN
 SWITZERLAND
 THAILAND
 TRINIDAD & T.
 TUNISIA
 TURKEY
 U.A.E.
 U.K.
 U.S.A.
 UKRAINE
 VIETNAM
 YEMEN



GANDERKESEE FACTORY

Atlas Maschinen GmbH
Atlasstrasse 6
27777 Ganderkesee
Germany

Tel.: +49 (0) 4222 954 0
Fax: +49 (0) 4222 954 220
E-mail: info@atlasgmbh.com
www.atlasgmbh.com

**VECHTA FACTORY**

Atlas Maschinen GmbH
Theodor-Heuss-Str. 3
49377 Vechta
Germany

Tel.: +49 (0) 4441 954-0
E-mail: info@atlasgmbh.com
www.atlasgmbh.com

**DELMENHORST FACTORY**

Atlas Maschinen GmbH
Stedinger Strasse 324
27751 Delmenhorst
Germany

Tel.: +49 (0) 4221-491-0
Fax: +49 (0) 4221-491-443
E-mail: info@atlasgmbh.com
www.atlasgmbh.com

**ATLAS CRANES UK LTD
NATIONAL SALES & SERVICE FACILITY**

Wharfedale Road,
Euroway Trading Estate
Bradford, West Yorkshire BD4 6SL, UK

Tel.: 08444 99 66 88 Option 3
E-mail: atlasuk@atlasgmbh.com
www.atlas-cranes.co.uk
www.atlasgmbh.com



ATLAS
SINCE 1919
CRANES & EXCAVATORS
WWW.ATLASGMBH.COM